

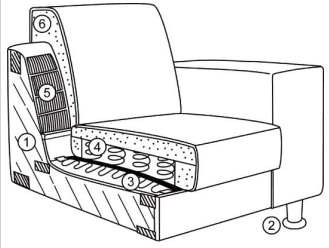
# HEIDELBERG

with tufting 51277



Effective: 04/14/2016

## Sectional pieces:



### 1. Frame:

Consists of hardwood and top-grade 3/4" plywood

### 2. Legs:

Standard wooden leg - F50 (available in all wood finishes)  
Optional wooden leg - F131 (available in all wood finishes)  
Optional metal leg - F73  
MD - Upholstered swivel base

### 3. Lower suspension:

No-sag springs

### 4. Seat:

Coil springs encased in high density polyurethane foam and dacron

### 5. Back suspension:

Elastic webbing

### 6. Back:

High density polyurethane foam and dacron

F50

F131



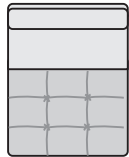
F73



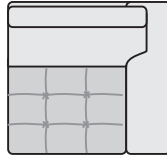
### Additional information:

Contrast stitching available.  
Please refer to samples.  
Two-tone combinations available.

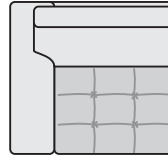
  
W.SCHILLIG



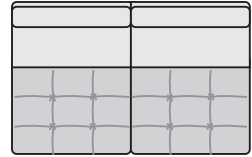
**M 058**  
armless chair  
30/38/35/18



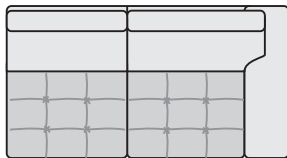
**M 068 raf**  
one arm chair  
41/38/35/18



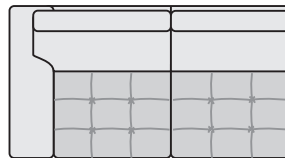
**M 078 laf**  
one arm chair  
41/38/35/18



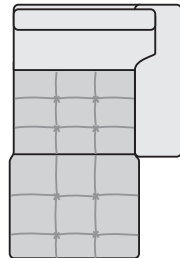
**P 05**  
armless sofa  
59/38/35/18



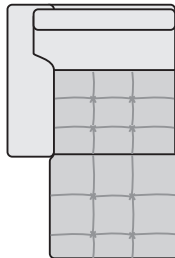
**P 06 raf**  
one arm sofa  
70/38/35/18



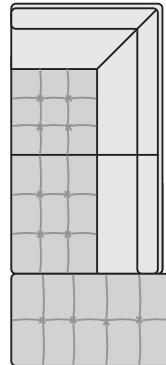
**P 07 laf**  
one arm sofa  
70/38/35/18



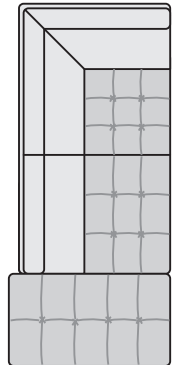
**K 06 raf**  
one arm chaise  
41/63/35/18



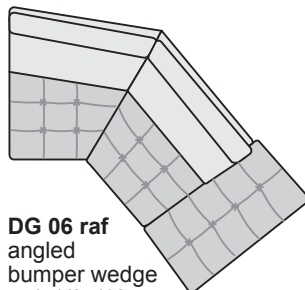
**K 07 laf**  
one arm chaise  
41/63/35/18



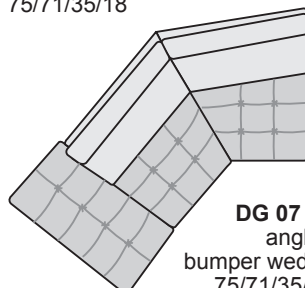
**EG 06 raf**  
bumper wedge  
40/91/35/18



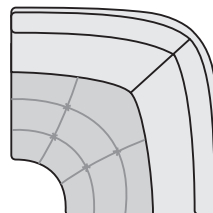
**EG 07 laf**  
bumper wedge  
40/91/35/18



**DG 06 raf**  
angled  
bumper wedge  
75/71/35/18



**DG 07 laf**  
angled  
bumper wedge  
75/71/35/18



**D**  
wedge  
52/52/35/18

All measurements are approximate:  
width/depth/height/seat height.  
Seat depth 22", arm height 23", arm width 11".  
Line drawings are in 1/4" scale.

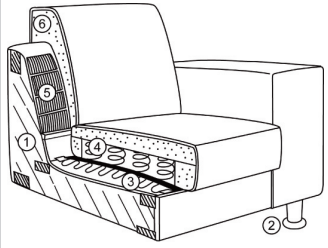
**See next page.**

# HEIDELBERG

with tufting 51277



Effective: 04/14/2016



- 1. Frame:**  
Consists of hardwood and top-grade 3/4" plywood
- 2. Legs:**  
Standard wooden leg - F50 (available in all wood finishes)  
Optional wooden leg - F131 (available in all wood finishes)  
Optional metal leg - F73  
MD - Upholstered swivel base
- 3. Lower suspension:**  
No-sag springs
- 4. Seat:**  
Coil springs encased in high density polyurethane foam and dacron
- 5. Back suspension:**  
Elastic webbing
- 6. Back:**  
High density polyurethane foam and dacron

**F50**



**F131**

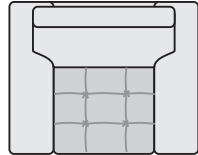


**F73**

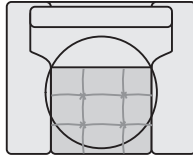


**Additional information:**  
Contrast stitching available.  
Please refer to samples.  
Two-tone combinations available.

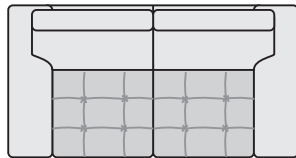
## Freestanding pieces:



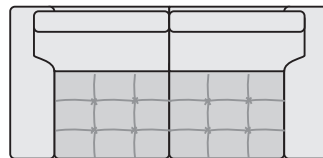
**M**  
armchair  
47/38/35/18



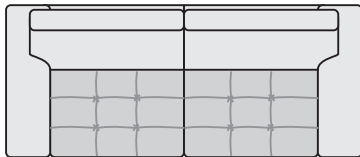
**MD**  
swivel chair  
47/38/35/18




**N**  
loveseat  
72/38/35/18



**P**  
sofa  
80/38/35/18



**P 002**  
large sofa  
89/38/35/18



**G 002**  
ottoman  
37/25/18



W.SCHILLIG

All measurements are approximate:  
width/depth/height/seat height.  
Seat depth 22", arm height 23", arm width 11".  
Line drawings are in 1/4" scale.